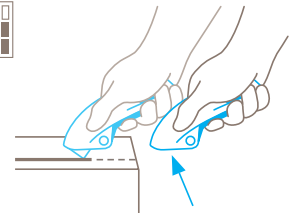


## TECHNICAL DATA SHEET

### SECUPRO MERAK NO. 1240019

#### Safety technology



#### Fully automatic blade retraction – a very high degree of safety

The fully automatic blade retraction of the SECUPRO MERAK guarantees a very high degree of safety from cut injuries. The blade withdraws into the handle immediately after leaving the material being cut. Even when the lever is still being squeezed.



#### SQUEEZE-LEVER KNIFE WITH FULLY AUTOMATIC BLADE RETRACTION FOR ALL NORMAL CUTTING JOBS.

Order No. 1240019.17

#### Safety, comfort? Everything under (lockable) control! With ceramic blade.

The SECUPRO MERAK is our practical squeeze-grip safety knife with fully automatic blade retraction. With SECUPRO MARTEGO's "little brother" we have thought about one thing in particular: you. The lightweight and user friendly SECUPRO MERAK lets you work safely with little risk of cutting exhaustion, aided by the durable sharpness of the ceramic blade. And there's much more: thanks to a shallow cutting depth, your goods are also well protected.

#### Ergonomic form

Whether with the right hand or the left hand: you will use the SECUPRO MERAK gladly and effectively. The safety knife is shaped with ergonomics in mind, and the force required to activate and release the lever is appropriately minimal, even at high cutting frequencies.

#### Safe blade change

You can change your blade without any additional tools, and without dismantling the SECUPRO MERAK. Instead, just press

the blade change button and fold the blue lever out all the way to access the blade.

#### Light and stable

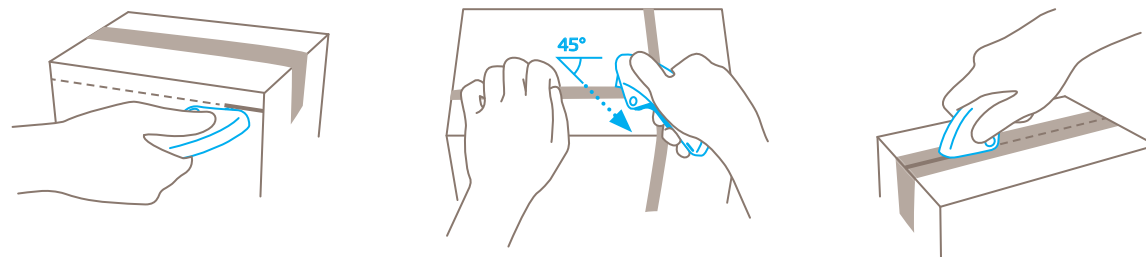
A particularly abrasion resistant plastic has been used for the SECUPRO MERAK. Nevertheless, it has a comfortable weight. Your cutting arm is protected from fatigue, and your safety knife from wear and tear.

#### Press for safety

You can prevent unintentional blade activity by activating the small blue blade lock. Simply press against the pictured lock to protect yourself from injury whenever your knife is stationary.












#### 4-cutting edge blade

One blade, four sharp edges. You clearly get more out of your blade; four times more in fact. Rotating the blade allows you to cut with a constant cutting force, all the way through your work day.



## PRODUCT FEATURES

### Technical features

 Very high safety	 Tool-less blade change	 Abrasion resistant	 Very ergonomic
 Safety lock	 4-cutting edge blade	 Cutting depth	 Ceramic
 For right and left handers	 Lanyard hole	 Printable for promotional purposes	

### Main cutting materials

 Cardboard: up to 2-ply	 Plastic strapping band	 Tape	 Layers of foil or paper
 Wrapping, stretch and shrink foil	 Yarn, cord	 Bagged goods	 Textile, material

### Installed blade



**NO. 92C**  
0.50 mm, ceramic,  
deep-edged

### Optional blade



**NO. 92**  
0.40 mm

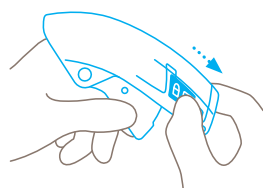


**NO. 60092**  
0.40 mm, rounded blade tips

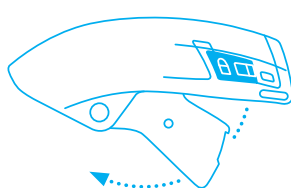


**NO. 192**  
0.40 mm, stainless

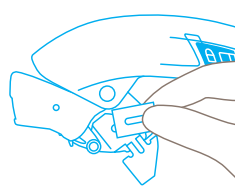
## BLADE CHANGE



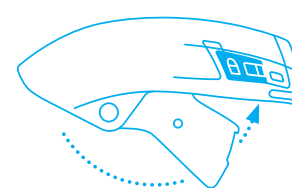
Lock your cutting tool and pull back on the small **black blade-change button**.



**Swing the lever out** of the handle and flip open the blade cover.



Now you can either **rotate or replace** the blade. Flip the blade cover closed.



Finally, push the lever back into the handle until you **hear it click into place**.

## SERVICES OFFERED



Safety poster



Technical data sheet



Consulting service

## PRODUCT AND PACKAGING DETAILS

Order No.	NO. 1240019.17	Packaging unit	1 in single unit box
Knife size (L x W x H)	128 x 18 x 50 mm	Size Single unit box	138 x 22 x 55 mm
Weight knife	58.8 g	Weight single unit box	75.7 g
Basic material	Glass fibre reinforced plastic	EAN Code single unit box	4002632802706
Cutting depth	9 mm	Quantity in outer pack	10 knives
		Size outer pack	120 x 120 x 145 mm
		Weight outer pack	820.0 g
		EAN Code outer pack	4002632852701
		Customs tariff number	69149000

## SAFETY CERTIFICATE

Date of issue	15.01.2020
Certification	GS certificate NO. 178906-7078-55094-2020

### Certificates and awards



## SAFETY ADVICE

To ensure that you use your new MARTOR knife safely and most effectively, please read and note the following user-instructions. Please keep the written guide in a safe place so that you can access it at any time.

**1. General application instructions:** Please always use the product carefully for manual cutting work only and not for any purposes other than those that are intended. Please take the correct handling and the proper use of the knives into account in this regard. As an additional safety measure, we recommend the wearing of safe gloves.

**2. Special application instructions to avoid the danger of injuries:** Only use knives that are in perfect condition and have sharp, clean and undamaged MARTOR blades. Employ the utmost care when handling the knives. Prior to use, familiarise yourself with the safety features and their functioning. Ensure that these safety features are not impaired by the type of material to be cut. **CAUTION:** The blade is sharp and can result in serious and deep cuts. Therefore, never reach into the blade! Do not place your free hand in the line of cutting and never cut directly towards you.

**3. Replacement of spare parts:** Replace any blades that become dull at the right time! Use only the replacement blades from MARTOR for this purpose. Dispose of old blades in a

proper fashion. They should not be placed in a waste paper bin, as this poses a considerable danger of injuries. Never perform any repairs yourself. If the knife shows signs of aging or any other wear, e.g. which impair safety features, blade changing or usage, the knife must be taken out of service and replaced. Do not modify this product in any way. Modifications of any kind may impair product safety. **CAUTION:** The risk of injury caused by manipulation of this product is extremely high.

**4. Non-use of the knife:** Always secure the blade in such a way (depending on product type) that injuries due to cuts are excluded. Store the knife in a secure place.

**5. Care instructions:** To guarantee a long service life, always keep the knife clean and do not expose it to unnecessary soiling and humidity.

**CAUTION: No liability will be assumed for consequential losses. Subject to technical changes and errors! This knife does not belong in the hands of children!**

## ACCESSORIES

---

### BELT HOLSTER M WITH CLIP

NO. 9921



What do you do with your cutting tools when you are not actually using them? The MARTOR BELT HOLSTER M is a robust holder that allows you to carry all midsize MARTOR knives as well as our safety scissors at all times. In addition, the interior and exterior pockets are designed to allow you to load different tools: for example you can carry an extra safety knife, a pen and a pack of blades. The MARTOR BELT HOLSTER is the ideal place to stow your tools safely when moving from A to B - and have them at hand, as soon as they are required.

### USED BLADE CONTAINER


NO. 9810



You can fill the USED BLADE CONTAINER with the content of your SAFEBOX. Or directly with your used blades. When the box is full, turn the lid until it shuts. Now the box cannot be reopened. The next step is to safely and completely dispose of the filled USED BLADE CONTAINER as normal waste.

### WALL MOUNT BRACKET USED BLADE CONTAINER

NO. 9845



Include it in your order now! With this mounting bracket you can fix your USED BLADE CONTAINER to a central location. Use the clamp and screws and nuts supplied with the product to attach it to either a pipe or a rod.

### SAFEBOX

NO. 108000



The SAFEBOX is large enough to store a large number of used blades safely. And at the same time, it is compact enough to carry with you. The two slits are not only used for filling, but also to "shorten" your snap-off blades. When your SAFEBOX is full, empty it into your USED BLADE CONTAINER.

---

## MANUFACTURER

MARTOR KG | Lindgesfeld 28 | 42653 Solingen | Germany  
T +49 212 73870-0 | [info@martor.de](mailto:info@martor.de) | [www.martor.com](http://www.martor.com)